

# Buckeye Central Spring 2013

Baseball — Scored by Chad Jensen.

You're an admin.



[Batting](#) | [Pitching](#) | [Fielding](#) | [Quality At Bat Differential](#)

## Buckeye Central Batting Statistics

Standard	Patience, Speed & Power	Quality At-Bats & Team Impact	Filter stats by: <a href="#">Qualifying Games</a>																		
Player	#	GP	PA	AB	H	1B	2B	3B	HR	RBI	R	HBP	ROE	FC	CI	BB	SO	AVG	OBP	SLG	OPS
<a href="#">Mike Blackford</a>	2	26	31	19	4	3	0	0	1	3	6	0	3	1	0	10	9	.211	.483	.368	.851
<a href="#">Bryce Christy</a>	12	28	109	88	23	22	1	0	0	8	22	4	5	6	0	16	13	.261	.398	.273	.671
<a href="#">Nash Ehresman</a>	1	3	3	3	1	1	0	0	0	0	1	0	1	0	0	0	0	.333	.333	.333	.667
<a href="#">Eric Hanes</a>	24	28	104	97	37	29	8	0	0	16	16	0	4	2	0	7	28	.381	.423	.464	.887
<a href="#">Jordan Herrnstein</a>	13	26	95	85	27	19	5	3	0	12	17	2	5	4	0	6	17	.318	.372	.447	.819
<a href="#">Grant Loy</a>	6	24	82	72	22	20	2	0	0	14	14	1	3	6	0	8	19	.306	.383	.333	.716
<a href="#">Austin Lutz</a>	5	28	105	83	28	17	8	0	3	21	25	1	3	3	0	19	20	.337	.466	.542	1.008
<a href="#">Adam McGinnis</a>	20	26	71	56	12	12	0	0	0	7	7	0	1	3	0	10	17	.214	.328	.214	.543
<a href="#">Seth Ollis</a>	15	20	36	34	6	6	0	0	0	5	4	0	0	2	0	1	12	.176	.194	.176	.371
<a href="#">Seth Parsons</a>	25	24	68	57	19	15	4	0	0	12	9	4	1	1	0	6	17	.333	.426	.404	.830
<a href="#">Cody Roberts</a>	7	17	34	29	11	11	0	0	0	3	5	1	1	3	0	3	8	.379	.455	.379	.834
<a href="#">Cole Stacklin</a>	21	18	24	20	3	3	0	0	0	0	2	0	1	4	0	4	5	.150	.292	.150	.442
<a href="#">Ryan Wilfer</a>	9	28	97	86	20	16	4	0	0	12	11	1	1	3	0	6	26	.233	.290	.279	.569
<a href="#">Tanner Zaebst</a>	4	20	36	32	4	3	1	0	0	8	4	0	1	1	0	3	6	.125	.200	.156	.356
<b>Totals</b>		<b>28</b>	<b>895</b>	<b>761</b>	<b>217</b>	<b>177</b>	<b>33</b>	<b>3</b>	<b>4</b>	<b>121</b>	<b>143</b>	<b>14</b>	<b>30</b>	<b>39</b>	<b>0</b>	<b>99</b>	<b>197</b>	<b>.285</b>	<b>.376</b>	<b>.352</b>	<b>.728</b>

GameChanger is Better with Fans!  
Your team has 5 fans. Fans get live scores and more for free.

[Privacy Settings](#)

[Share With Fans](#)

Key

- GP: Games played
- PA: Plate appearances
- AB: At bats
- H: Hits
- 1B: Single
- 2B: Doubles
- 3B: Triples
- HR: Home runs
- RBI: Runs batted in
- R: Runs scored
- HBP: Hit by pitch
- ROE: Reached on error
- FC: Hit into fielder's choice
- CI: Reached on catcher's interference
- BB: Base on balls (walks)
- SO: Strikeouts
- AVG: Batting average (season)
- OBP: On-base percentage (season)
- SLG: Slugging percentage
- OPS: On-base + Slugging %

[Export Season Stats \(.csv\)](#) All stats can be edited from the game. Visit [Schedule & Results](#) to adjust stats for a specific game.

To manage who can see these stats, visit your [Privacy Settings](#).

# Buckeye Central Spring 2013

Baseball — Scored by Chad Jensen.

You're an admin. [REDACTED]

[Batting](#) | [Pitching](#) | [Fielding](#) | [Quality At Bat Differential](#)

## Buckeye Central Batting Statistics

[Standard](#) | [Patience, Speed & Power](#) | [Quality At-Bats & Team Impact](#)

Filter stats by: [Qualifying Games](#) ▾

Player	#	GP	PA	AB	PA/BB	BB/K	SB	CS	SB%	PIK	GIDP	GITP	XBH	TB	AB/HR	BA/RSP	SLG
<a href="#">Mike Blackford</a>	2	26	31	19	3.1	1.11	8	2	80.0%	1	0	0	1	7	19.0	.286	.368
<a href="#">Bruce Christy</a>	12	28	109	88	6.8	1.23	10	0	100.0%	1	1	0	1	24	--	.258	.273
<a href="#">Nash Ehresman</a>	1	3	3	3	--	--	0	0	--	0	0	0	0	1	--	0	.333
<a href="#">Eric Hanes</a>	24	28	104	97	14.9	0.25	5	0	100.0%	1	0	0	8	45	--	.349	.464
<a href="#">Jordan Hermstein</a>	13	26	95	85	15.8	0.35	7	2	77.8%	1	0	0	8	38	--	.192	.447
<a href="#">Grant Loy</a>	6	24	82	72	10.2	0.42	9	0	100.0%	2	0	0	2	24	--	.343	.333
<a href="#">Austin Lutz</a>	5	28	105	83	5.5	0.95	7	3	70.0%	0	1	0	11	45	27.7	.265	.542
<a href="#">Adam McGinnis</a>	20	26	71	56	7.1	0.59	2	0	100.0%	0	0	0	0	12	--	.158	.214
<a href="#">Seth Otis</a>	15	20	36	34	36.0	0.08	2	1	66.7%	0	0	0	0	6	--	.062	.176
<a href="#">Seth Parsons</a>	25	24	68	57	11.3	0.35	2	0	100.0%	0	0	0	4	23	--	.276	.404
<a href="#">Cody Roberts</a>	7	17	34	29	11.3	0.38	9	3	75.0%	1	0	0	0	11	--	.333	.379
<a href="#">Cole Stacklin</a>	21	18	24	20	6.0	0.80	1	0	100.0%	0	1	0	0	3	--	.200	.150
<a href="#">Ryan Wilfer</a>	9	28	97	86	16.2	0.23	8	0	100.0%	1	0	0	4	24	--	.205	.279
<a href="#">Tanner Zaebst</a>	4	20	36	32	12.0	0.50	2	0	100.0%	0	0	0	1	5	--	.231	.156
<b>Totals</b>		<b>28</b>	<b>895</b>	<b>761</b>	<b>9.0</b>	<b>0.50</b>	<b>72</b>	<b>11</b>	<b>86.7%</b>	<b>8</b>	<b>3</b>	<b>0</b>	<b>40</b>	<b>268</b>	<b>190.2</b>	<b>.253</b>	<b>.352</b>


GameChanger is Better with Fans!  
Your team has 5 fans. Fans get live scores and more for free.

[Privacy Settings](#)

[Share With Fans](#) >

**Key**

GP: Games played	BB/K: Walks per strikeout	PIK: Picked off	TB : Total bases
PA: Plate appearances	SB: Stolen bases	GIDP: Hit into double play	AB/HR: At bats per home run
AB: At bats	CS: Caught stealing	GITP: Hit into triple play	BA/RSP: Batting average with runners in scoring position
PA/BB: Plate appearances per walk	SB%: Stolen base percentage	XBH: Extra-base hits	SLG: Slugging percentage

[Export Season Stats \(.csv\)](#)  All stats can be edited from the game. Visit [Schedule & Results](#) to adjust stats for a specific game.

To manage who can see these stats, visit your [Privacy Settings](#).



Learn from the Pros

[Sign up for a Basketball Demo](#)

# Buckeye Central Spring 2013

Baseball — Scored by Chad Jensen.

You're an admin.



[Batting](#) | [Pitching](#) | [Fielding](#) | [Quality At Bat Differential](#)

## Buckeye Central Batting Statistics

Standard	Patience, Speed & Power	Quality At-Bats & Team Impact										Filter stats by: <span>Qualifying Games</span>				
Player	#	GP	PA	AB	PS	PS/PA	2S+3	2S+3%	6+	6+%	SAC	SF	2OUTRBI	HHB	QAB	QAB%
<a href="#">Mike Blackford</a>	2	26	31	19	133	4.3	2	6.5%	8	25.8%	2	0	0	4	14	.452
<a href="#">Bryce Christy</a>	12	28	109	88	397	3.6	1	0.9%	11	10.1%	1	0	5	33	51	.468
<a href="#">Nash Ehresman</a>	1	3	3	3	13	4.3	1	33.3%	1	33.3%	0	0	0	2	3	1.000
<a href="#">Eric Hanes</a>	24	28	104	97	367	3.5	6	5.8%	14	13.5%	0	0	2	32	51	.490
<a href="#">Jordan Hermstein</a>	13	26	95	85	311	3.3	3	3.2%	11	11.6%	1	1	2	23	38	.400
<a href="#">Grant Loy</a>	6	24	82	72	300	3.7	5	6.1%	13	15.9%	1	0	4	26	48	.585
<a href="#">Austin Lutz</a>	5	28	105	83	367	3.5	4	3.8%	18	17.1%	2	0	8	23	48	.457
<a href="#">Adam McGinnis</a>	20	26	71	56	242	3.4	4	5.6%	10	14.1%	4	1	0	11	23	.324
<a href="#">Seth Ollis</a>	15	20	36	34	127	3.5	0	---	5	13.9%	0	1	0	6	10	.278
<a href="#">Seth Parsons</a>	25	24	68	57	238	3.5	3	4.4%	9	13.2%	0	1	2	17	28	.412
<a href="#">Cody Roberts</a>	7	17	34	29	94	2.8	0	---	4	11.8%	1	0	0	10	15	.441
<a href="#">Cole Stacklin</a>	21	18	24	20	71	3.0	0	---	3	12.5%	0	0	0	5	9	.375
<a href="#">Ryan Wilfer</a>	9	28	97	86	335	3.5	4	4.1%	13	13.4%	4	0	3	17	37	.381
<a href="#">Tanner Zaebst</a>	4	20	36	32	134	3.7	1	2.8%	7	19.4%	1	0	2	8	14	.389
<b>Totals</b>		<b>28</b>	<b>895</b>	<b>761</b>	<b>3129</b>	<b>3.5</b>	<b>34</b>	<b>3.8%</b>	<b>127</b>	<b>14.2%</b>	<b>17</b>	<b>4</b>	<b>28</b>	<b>217</b>	<b>389</b>	<b>.435</b>

**GameChanger is Better with Fans!**  
Your team has 5 fans. Fans get live scores and more for free.

[Privacy Settings](#)

[Share With Fans](#)

**Key**

GP: Games played	PS/PA: Pitches seen per plate appearance	6+ : % of PA of 6+ pitches	HHB: Hard hit balls. Total line drives and hard ground balls
PA: Plate appearances	2S+3: 3+ pitches after 2 strikes	SAC: Sacrifice hits & bunts	QAB: Quality at bats
AB: At bats	2S+3%: % of PA in which batter sees 3+ pitches after 2 strikes	SF: Sacrifice flies	QAB%: Quality at bats per plate appearance
PS: Pitches seen	6+: Plate appearances with 6+ pitches	2OUTRBI: 2-out RBI	

[Export Season Stats \(.csv\)](#) All stats can be edited from the game. Visit [Schedule & Results](#) to adjust stats for a specific game.

To manage who can see these stats, visit your [Privacy Settings](#).

# Buckeye Central Spring 2013

Baseball — Scored by Chad Jensen.

You're an admin.



[Batting](#) | 
 [Pitching](#) | 
 [Fielding](#) | 
 [Quality At Bat Differential](#)

## Buckeye Central Pitching Statistics

Standard	Efficiency	Command	Batter Results	Runs & The Running Game	Pitch Type Breakdown	Filter stats by: <a href="#">Qualifying Games</a> ▼													
Player	#	O	IP	GP	Wins	L	SV	SVO	BS	SV%	H	R	ER	BB	SO	HBP	ERA	WHIP	
<a href="#">Mike Blackford</a>	2	68	22.2	6	2	0	0	0	0	—	25	25	11	19	26	4	3.40	1.94	
<a href="#">Bryce Christy</a>	12	126	42.0	10	1	5	0	0	0	—	45	43	24	37	51	9	4.00	1.95	
<a href="#">Eric Hanes</a>	24	18	6.0	5	0	2	0	0	0	—	12	17	16	14	1	2	18.67	4.33	
<a href="#">Grant Lov</a>	6	33	11.0	6	0	0	2	2	0	100.0%	8	2	1	7	11	0	0.64	1.36	
<a href="#">Austin Lutz</a>	5	169	56.1	11	5	6	0	2	2	—	57	36	20	9	60	4	2.49	1.17	
<a href="#">Adam McGinnis</a>	20	46	15.1	5	0	3	0	0	0	—	30	30	17	5	2	5	7.76	2.28	
<a href="#">Seth Parsons</a>	25	54	18.0	9	1	0	1	1	0	100.0%	19	12	10	12	9	5	3.89	1.72	
<a href="#">Tanner Zaebst</a>	4	45	15.0	5	2	1	0	0	0	—	16	14	8	6	2	1	3.73	1.47	
<b>Totals</b>		<b>559</b>	<b>186.1</b>	<b>28</b>	<b>11</b>	<b>17</b>	<b>3</b>	<b>5</b>	<b>2</b>	<b>60.0%</b>	<b>212</b>	<b>179</b>	<b>107</b>	<b>109</b>	<b>162</b>	<b>30</b>	<b>4.02</b>	<b>1.72</b>	

**GameChanger is Better with Fans!**  
 Your team has 5 fans. Fans get live scores and more for free.

[Privacy Settings](#)

[Share With Fans](#) ›

**Key**

O: Outs pitched	SV: Saves	R: Runs allowed	ERA: Earned run average (season)
IP: Innings pitched	SVO: Save opportunities	ER: Earned runs allowed	WHIP: Walks + hits / inning pitched
GP: Games pitched	BS: Blown saves	BB: Base on balls (walks)	
Wins: Wins	SV%: Save percentage	SO: Strikeouts	
L: Losses	H: Hits allowed	HBP: Hit batters	

[Export Season Stats \(.csv\)](#) All stats can be edited from the game. Visit [Schedule & Results](#) to adjust stats for a specific game.

To manage who can see these stats, visit your [Privacy Settings](#).

# Buckeye Central Spring 2013

Baseball — Scored by Chad Jensen.

You're an admin.



[Batting](#) | 
 [Pitching](#) | 
 [Fielding](#) | 
 [Quality At Bat Differential](#)

## Buckeye Central Pitching Statistics

Standard		Efficiency	Command	Batter Results	Runs & The Running Game				Pitch Type Breakdown				Filter stats by: <a href="#">Qualifying Games</a> ▾			
Player	#	O	IP	BF	#P	TS	TB	P/IP	P/BF	<3	<3%	LOO	1ST2OUT	123INN	<13	
<a href="#">Mike Blackford</a>	2	68	22.2	121	432	245	187	19.1	3.6	46	38.0%	13	9	4	6	
<a href="#">Bryce Christy</a>	12	126	42.0	230	864	500	364	20.6	3.8	71	30.9%	23	6	2	6	
<a href="#">Eric Hanes</a>	24	18	6.0	45	184	87	97	30.7	4.1	13	28.9%	2	0	0	0	
<a href="#">Grant Loy</a>	6	33	11.0	49	187	109	78	17.0	3.8	18	36.7%	6	4	2	2	
<a href="#">Austin Lutz</a>	5	169	56.1	256	847	589	258	15.0	3.3	120	46.9%	38	23	18	29	
<a href="#">Adam McGinnis</a>	20	46	15.1	99	271	160	111	17.7	2.7	57	57.6%	10	4	1	7	
<a href="#">Seth Parsons</a>	25	54	18.0	94	314	173	141	17.4	3.3	46	48.9%	11	3	1	5	
<a href="#">Tanner Zaebst</a>	4	45	15.0	73	221	129	92	14.7	3.0	47	64.4%	9	4	4	5	
<b>Totals</b>		559	186.1	967	3320	1992	1328	17.8	3.4	418	43.2%	112	53	32	60	

GameChanger is Better with Fans!

Your team has 5 fans. Fans get live scores and more for free.

[Privacy Settings](#)

[Share With Fans >](#)

Key

O: Outs pitched	TS: Total strikes	<3: Batters on or out in three pitches or less	123INN: 1-2-3 Innings
IP: Innings pitched	TB: Total balls	<3%: % of batters on or out in three pitches or less	<13: Innings of 13 pitches or fewer
BF: Total batters faced	P/IP: Pitches per inning	LOO: Leadoff out (1st batter of inning)	
#P: Total pitches	P/BF: Pitches per batter faced	1ST2OUT: Innings with 1st 2 batters out	

[Export Season Stats \(.csv\)](#)  All stats can be edited from the game. Visit [Schedule & Results](#) to adjust stats for a specific game.

To manage who can see these stats, visit your [Privacy Settings](#).

# Buckeye Central Spring 2013

Baseball — Scored by Chad Jensen.

You're an admin. [REDACTED]

[Batting](#) | [Pitching](#) | [Fielding](#) | [Quality At Bat Differential](#)

## Buckeye Central Pitching Statistics

Standard													Efficiency		Command		Batter Results		Runs & The Running Game				Pitch Type Breakdown				Filter stats by: <span>Qualifying Games</span> ▾	
Player	#	Q	IP	BF	TS	S%	FPS	FPS%	FPSO%	FPSW%	FPSH%	BB/INN	0BBINN	BBS	LOBB	LOBBS	WP											
<a href="#">Mike Blackford</a>	2	68	22.2	121	245	56.7%	59	48.8%	66.1%	11.9%	22.0%	0.84	11	9	4	2	2											
<a href="#">Bryce Christy</a>	12	126	42.0	230	500	57.9%	129	56.1%	65.1%	9.3%	25.6%	0.88	17	10	7	2	10											
<a href="#">Eric Hanes</a>	24	18	6.0	45	87	47.3%	22	48.9%	54.5%	27.3%	22.7%	2.33	0	6	4	2	2											
<a href="#">Grant Loy</a>	6	33	11.0	49	109	58.3%	29	59.2%	72.4%	6.9%	20.7%	0.64	5	2	2	1	2											
<a href="#">Austin Lutz</a>	5	169	56.1	256	589	69.5%	170	66.4%	75.9%	1.8%	22.4%	0.16	50	2	2	1	6											
<a href="#">Adam McGinnis</a>	20	46	15.1	99	160	59.0%	50	50.5%	58.0%	8.0%	34.0%	0.33	11	4	0	1	5											
<a href="#">Seth Parsons</a>	25	54	18.0	94	173	55.1%	51	54.3%	68.6%	9.8%	21.6%	0.67	9	3	2	0	1											
<a href="#">Tanner Zaebst</a>	4	45	15.0	73	129	58.4%	33	45.2%	72.7%	3.0%	24.2%	0.40	10	3	1	1	2											
<b>Totals</b>		<b>559</b>	<b>186.1</b>	<b>967</b>	<b>1992</b>	<b>60.0%</b>	<b>543</b>	<b>56.2%</b>	<b>68.7%</b>	<b>7.4%</b>	<b>24.1%</b>	<b>0.58</b>	<b>113</b>	<b>39</b>	<b>22</b>	<b>10</b>	<b>30</b>											

GameChanger is Better with Fans!

Your team has 5 fans. Fans get live scores and more for free.

[Privacy Settings](#)

[Share With Fans](#) ›

**Key**

- O: Outs pitched
- IP: Innings pitched
- BF: Total batters faced
- TS: Total strikes
- S%: Strike percentage
- FPS: First pitch strikes
- FPS%: First pitch strike %
- FPSO%: % of FPS at-bats that result in an out
- FPSW%: % of FPS at-bats that result in a walk
- FPSH%: % of FPS at-bats that result in a hit
- BB/INN: Walks per inning
- 0BBINN: Zero-walk innings
- BBS: Walks that score
- LOBB: Leadoff walk (1st batter of inning)
- LOBBS: Leadoff walk that scored (1st batter of inning)
- WP: Wild pitches

[Export Season Stats \(.csv\)](#)  All stats can be edited from the game. Visit [Schedule & Results](#) to adjust stats for a specific game.

To manage who can see these stats, visit your [Privacy Settings](#).

# Buckeye Central Spring 2013

Baseball — Scored by Chad Jensen.

You're an admin. [REDACTED]

[Batting](#) | 
 [Pitching](#) | 
 [Fielding](#) | 
 [Quality At Bat Differential](#)

## Buckeye Central Pitching Statistics

Player	#	O	IP	BF	#P	SM	SM%	SO	K/G	K/BF	K/BB	WEAK%	HHB%	GB%	FLY%	GO	AO	GO/AO	BAA	HR
<a href="#">Mike Blackford</a>	2	68	22.2	121	432	54	22.0%	26	8.0	0.2	1.4	62.3%	37.7%	46.4%	53.6%	14	24	0.58	.263	1
<a href="#">Bryce Christy</a>	12	126	42.0	230	864	111	22.2%	51	8.5	0.2	1.4	62.4%	37.6%	46.2%	53.8%	25	37	0.68	.254	0
<a href="#">Eric Hanes</a>	24	18	6.0	45	184	6	6.9%	1	1.2	0.0	0.1	64.3%	35.7%	25.0%	75.0%	4	9	0.44	.444	0
<a href="#">Grant Loy</a>	6	33	11.0	49	187	27	24.8%	11	7.0	0.2	1.6	64.5%	35.5%	54.8%	45.2%	10	11	0.91	.190	0
<a href="#">Austin Lutz</a>	5	169	56.1	256	847	110	18.7%	60	7.5	0.2	6.7	69.6%	30.4%	48.5%	51.5%	45	50	0.90	.244	0
<a href="#">Adam McGinnis</a>	20	46	15.1	99	271	5	3.1%	2	0.9	0.0	0.4	62.4%	37.6%	43.5%	56.5%	15	27	0.56	.345	1
<a href="#">Seth Parsons</a>	25	54	18.0	94	314	27	15.6%	9	3.5	0.1	0.8	62.1%	37.9%	47.0%	53.0%	14	24	0.58	.247	1
<a href="#">Tanner Zaebst</a>	4	45	15.0	73	221	7	5.4%	2	0.9	0.0	0.3	68.3%	31.7%	50.8%	49.2%	11	23	0.48	.250	0
<b>Totals</b>		<b>559</b>	<b>186.1</b>	<b>967</b>	<b>3320</b>	<b>347</b>	<b>17.4%</b>	<b>162</b>	<b>6.1</b>	<b>0.2</b>	<b>1.5</b>	<b>65.1%</b>	<b>34.9%</b>	<b>46.5%</b>	<b>53.5%</b>	<b>138</b>	<b>205</b>	<b>0.67</b>	<b>.264</b>	<b>3</b>

Filter stats by: [Qualifying Games](#) ▾

GameChanger is Better with Fans!

Your team has 5 fans. Fans get live scores and more for free.

[Privacy Settings](#)

[Share With Fans](#) ›

Key

O: Outs pitched	SM%: % of strikes that are swings and misses	WEAK%: % of batted balls weakly hit (fly balls and ground balls)	AO: 'Air' outs (fly outs)
IP: Innings pitched	SO: Strikeouts	HHB%: % of batted balls that are line drives or hard ground balls	GO/AO: Ratio of ground outs to fly outs
BF: Total batters faced	K/G: Strikeouts per regulation game	GB%: % of all batted balls hit on the ground	BAA: Opponent batting average
#P: Total pitches	K/BF: Strikeouts per batter faced	FLY%: % of batted balls hit in the air	HR: Home runs allowed
SM: Opposing batter swings-and-misses	K/BB: Strikeouts per walk	GO: Ground outs	

[Export Season Stats \(.csv\)](#) All stats can be edited from the game. Visit [Schedule & Results](#) to adjust stats for a specific game.

To manage who can see these stats, visit your [Privacy Settings](#).

View PDF

- 1) Click the download button
- 2) This will take you to our web page
- 3) Download the FREE product

from DOC to PDF

Download

# Buckeye Central Spring 2013

Baseball — Scored by Chad Jensen.

You're an admin. [REDACTED]

[Batting](#) | [Pitching](#) | [Fielding](#) | [Quality At Bat Differential](#)

## Buckeye Central Pitching Statistics

Player	#	O	IP	LOB	BK	PIK	SB	CS	SB%
<a href="#">Mike Blackford</a>	2	68	22.2	21	1	0	5	3	62.5%
<a href="#">Bryce Christy</a>	12	126	42.0	56	0	4	23	3	88.5%
<a href="#">Eric Hanes</a>	24	18	6.0	8	0	0	14	0	100.0%
<a href="#">Grant Loy</a>	6	33	11.0	17	0	0	2	0	100.0%
<a href="#">Austin Lutz</a>	5	169	56.1	43	4	1	14	3	82.4%
<a href="#">Adam McGinnis</a>	20	46	15.1	25	1	0	8	1	88.9%
<a href="#">Seth Parsons</a>	25	54	18.0	25	1	0	1	1	50.0%
<a href="#">Tanner Zaebsl</a>	4	45	15.0	16	1	2	5	0	100.0%
<b>Totals</b>		<b>559</b>	<b>186.1</b>	<b>211</b>	<b>8</b>	<b>7</b>	<b>72</b>	<b>11</b>	<b>86.7%</b>

Filter stats by: [Qualifying Games](#) ▼

**GameChanger is Better with Fans!**  
Your team has 5 fans. Fans get live scores and more for free.

[Privacy Settings](#)

[Share With Fans](#) ›

**Key**

O: Outs pitched  
IP: Innings pitched

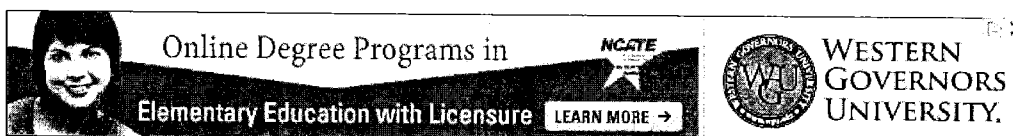
LOB: Runners left on base  
BK: Balks

PIK: Runners picked off  
SB: Stolen bases allowed

CS: Runners caught stealing  
SB%: Opponent stolen base percentage

[Export Season Stats \(.csv\)](#)  All stats can be edited from the game. Visit [Schedule & Results](#) to adjust stats for a specific game.

To manage who can see these stats, visit your [Privacy Settings](#).



Online Degree Programs in  
Elementary Education with Licensure [LEARN MORE](#) →

WESTERN GOVERNORS UNIVERSITY.



# Buckeye Central Spring 2013

Baseball — Scored by Chad Jensen.

You're an admin. [REDACTED]

[Batting](#) | [Pitching](#) | **Fielding** | [Quality At Bat Differential](#)

## Buckeye Central Fielding Statistics

Expanded

Filter stats by: [Qualifying Games](#) ▾

Note: Currently Fielding stats are not exported to MaxPreps; we hope to include this feature in the future.

Player	#	TC	A	PO	E	DP	TP	FPCT
<a href="#">Mike Blackford</a>	2	53	22	15	16	0	0	.698
<a href="#">Bryce Christy</a>	12	84	38	31	15	2	0	.821
<a href="#">Nash Ehresman</a>	1	4	1	3	0	0	0	1.000
<a href="#">Eric Hanes</a>	24	52	1	49	2	0	0	.962
<a href="#">Jordan Herrnstein</a>	13	104	4	95	5	0	0	.952
<a href="#">Grant Loy</a>	6	26	4	18	4	0	0	.846
<a href="#">Austin Lutz</a>	5	92	40	33	19	0	0	.793
<a href="#">Adam McGinnis</a>	20	84	44	34	6	0	0	.929
<a href="#">Seth Ollis</a>	15	71	0	61	10	0	0	.859
<a href="#">Seth Parsons</a>	25	106	10	85	11	0	0	.896
<a href="#">Cody Roberts</a>	7	16	1	12	3	0	0	.812
<a href="#">Cole Stacklin</a>	21	124	7	111	6	1	0	.952
<a href="#">Tanner Zaebst</a>	4	14	2	8	4	0	0	.714
<b>Totals</b>		<b>832</b>	<b>174</b>	<b>556</b>	<b>102</b>	<b>3</b>	<b>0</b>	<b>.877</b>

GameChanger is Better with Fans!  
Your team has 5 fans. Fans get live scores and more for free.

[Privacy Settings](#)

[Share With Fans](#) ▸


Key

TC: Total Chances  
A: Assists

PO: Putouts  
E: Errors

DP: Double Plays  
TP: Triple Plays

FPCT: Fielding Percentage

[Export Season Stats \(.csv\)](#)  All stats can be edited from the game. Visit [Schedule & Results](#) to adjust stats for a specific game.

To manage who can see these stats, visit your [Privacy Settings](#).

View  
PDF

- 1) Click the download button
- 2) This will take you to our web page
- 3) Download the FREE product

from DOC to PDF

Download

